



BLOCK IRON
& Supply Company
 Architectural Doors & Hardware

Main Office:

Oshkosh Office
 1016 Witzel Avenue
 Oshkosh, WI 54902
 920-231-8645

Madison Office
 3121 Syene Rd.
 Madison, WI 53725
 888-799-0499

New Berlin Office
 16925 W. Victor Rd
 New Berlin, WI 53151
 262-439-2200

Wausau Office
 5903 Frame Street
 Schofield, WI 54476
 888-799-0499

PROJECT NAME:

OPENING NUMBER:

SHEET CONTENTS:

PAGE:

EXISTING FRAME
 LOCATIONS

Hinge Locations

Dimensions:

- A- _____
- B- _____
- C- _____
- D- _____
- E- _____
- F- _____
HINGE JAMB HEIGHT

Dimensions:

- G- _____
- H- _____
- I- _____
- J- _____

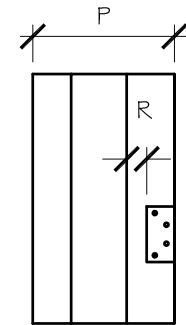
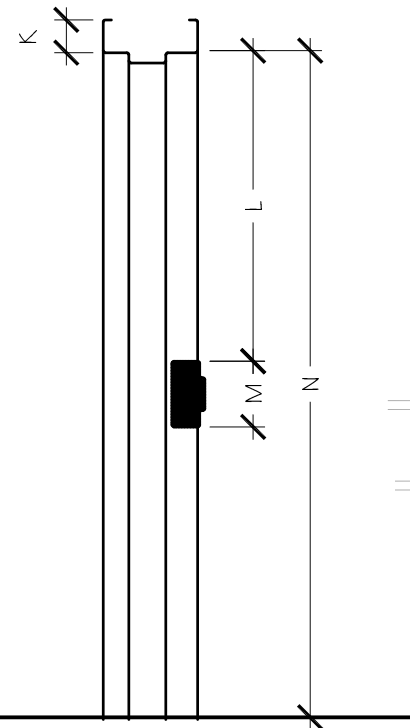
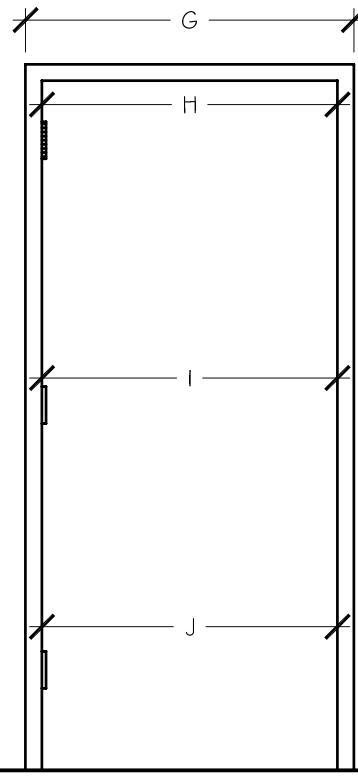
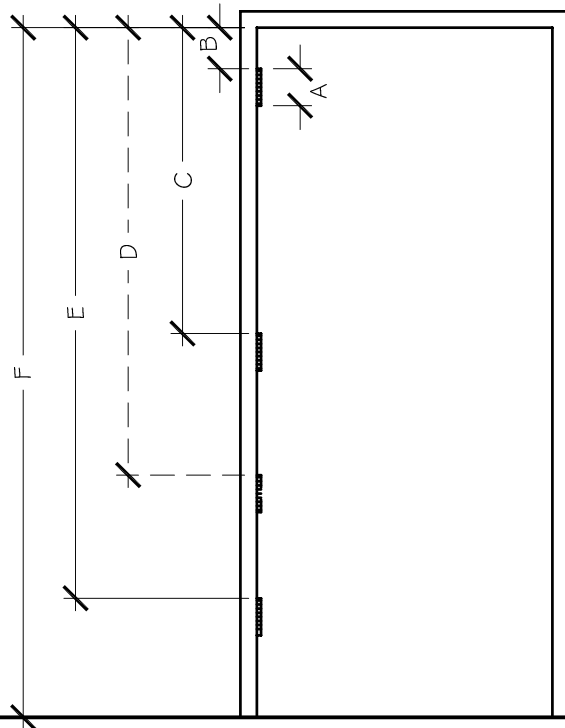
Strike Locations

Dimensions:

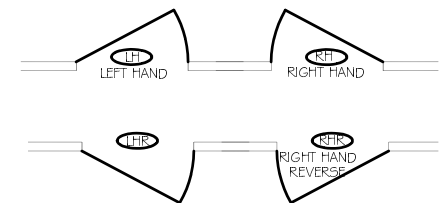
- K- _____
- L- _____
- M- _____
- N- _____
STRIKE JAMB HEIGHT

Hinge Backset:

- P- _____
- R- _____



Swing of Opening:



Is the frame square?

Lock/Strike Type,
 Make, Series, Function

Actual Hinge Thickness

Verify Hinge Backset
 (Dimension 'R')

Additional Notes: